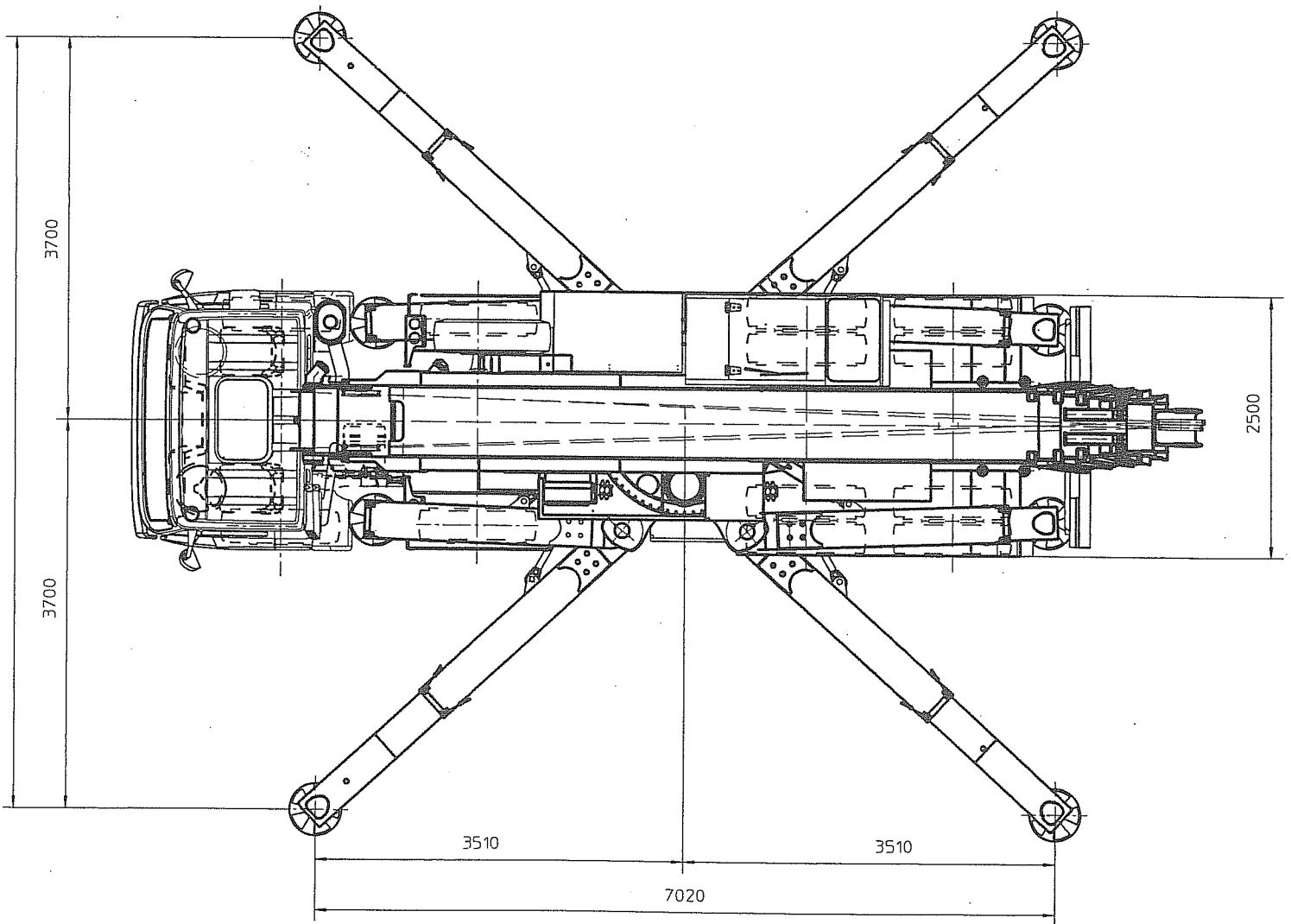
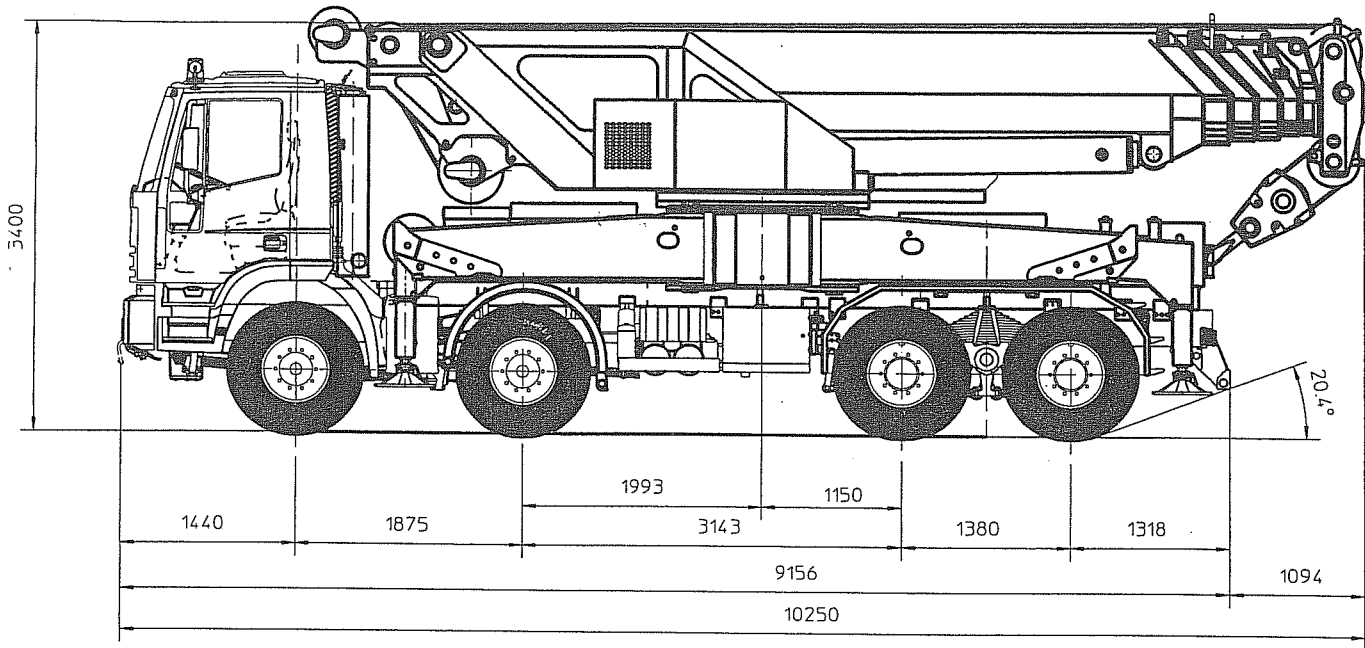
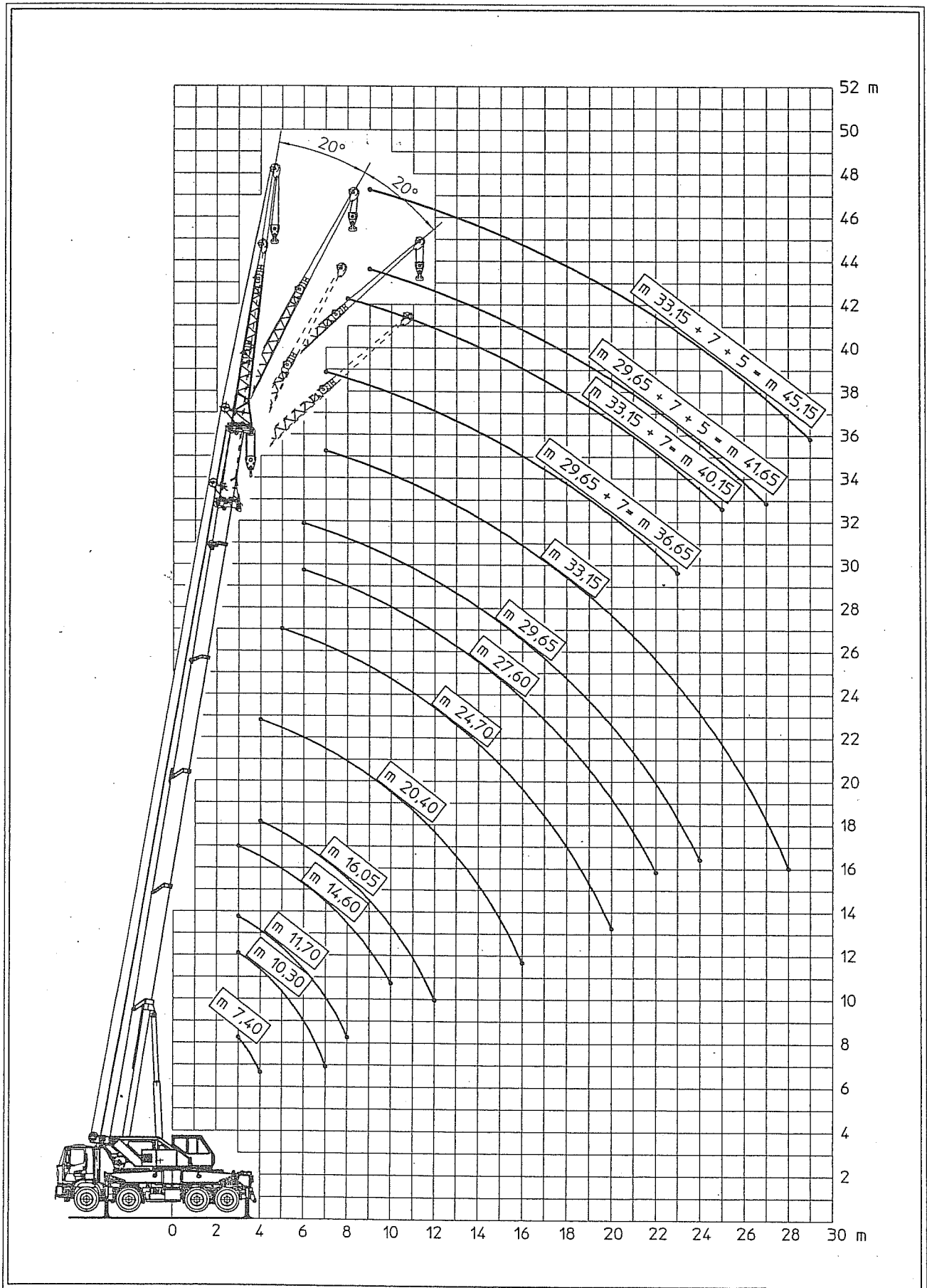


DIMENSIONI GENERALI - GENERAL DIMENSIONS
 HAUPTABMESSUNGEN - DIMENSIONS GENERALES



La ORMIG si riserva il diritto di apportare qualsiasi modifica senza preavviso nè responsabilità.
 ORMIG reserves the right to amend these specifications at any time without notice and responsibility.
 ORMIG behält sich das Recht vor, jederzeit und ohne Vorankündigung Änderungen vorzunehmen.
 ORMIG se réserve le droit d'apporter toute modification sans préavis né responsabilité.

GRAFICO INCLINAZIONE BRACCIO - BOOM INCLINATION CHART
 GRAPHIK ARMNEIGUNG - DIAGRAMME DE L'INCLINASON DE LA FLÈCHE

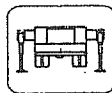


Din 15019.2

TABELLA PORTATA DI SOLLEVAMENTO (TON) LIFTING CAPACITY CHART (TONNES) HUBLASTTABELLE (TONNEN) TABLE DES CAPACITÉS DE LEVAGE (TONNES)



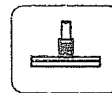
7,40m-33,15m



7,02m x 7,40m



300°



5.2 t

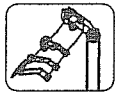
DIN / ISO

m											m		m
	7,40	10,30	11,70	14,60	16,05	20,40	24,70	27,60	29,65	33,15	7,40	10,30	
3	80*	60	45	35									3
4	53,5	58	43	35	25	18					40		4
5		45	37,3	32,3	25	18	18				35	40	5
6		35	32,7	28,4	25	18	18	18	15			35	6
7		27	28	25,3	23,5	18	18	16,6	14,5	9,5		27	7
8			23,1	22,7	21	18	17	15,4	13,8	8,7		21	8
9				20,2	18,2	17,2	15,6	14,3	13	8			9
10				16,8	14,6	15,5	14,3	13,3	12	7,3			10
12					11,9	11	11,6	11,5	10,5	6,3			12
14						9,4	9,3	9	9	5,4			14
16						7,4	7,3	7	7,1	4,7			16
18							5,8	5,6	5,7	4,1			18
20							4,7	4,5	4,6	3,6			20
22								3,6	3,8	3,2			22
24									3,1	2,8			24
26										2,5			26
28										2,1			28
30													30
I	0	56	84	84/0	84/0	84/0	84/56	84	84	100	0	56	I
II	0	0	0	56/56	84/84	84/84	84/56	84	84	100	0	0	II
III	0	0	0	0/28	0/28	28/56	56/75	75	88	100	0	0	III
IV	0	0	0	0/28	0/28	28/56	56/75	75	88	100	0	0	IV
% V	0	0	0	0/28	0/28	28/56	56/75	75	88	100	0	0	V
funi n°	10	10	8	6	4	4	4	4	4	2	8	8	funi n°

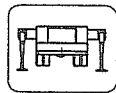
* Con attrezzatura speciale
With special attachment
Mit Spezialausrüstung
Avec équipement spécial

Din 15019.2

TABELLA PORTATA DI SOLLEVAMENTO (TON) LIFTING CAPACITY CHART (TONNES) HUBLASTTABELLE (TONNEN) TABLE DES CAPACITÉS DE LEVAGE (TONNES)



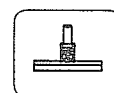
7,40m-33,15m



7,02m x 7,40m


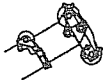
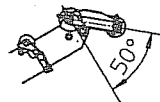
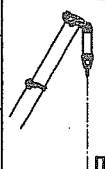



300°



0 t

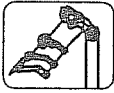
DIN / ISO

 m											 50°		 m	
	m	m	m	m	m	m	m	m	m	m	m	m		
3	80*	60	45	35									3	
4	52	52	38	35	25	18						40	4	
5		40	33	31	25	18	18					35	40	5
6		30	29	27	25	18	18	18	15				30	6
7		23	22,6	22,1	21,6	18	18	16,6	14,5	9,5			23	7
8			16,2	19,3	16,6	16,7	16,4	15,4	13,8	8,7			16,2	8
9				15	14,9	13,5	13,6	12,7	12,5	8				9
10				12,1	12	12,5	11,7	10,9	10,8	7,3				10
12					8,4	8,9	8,7	8	8	6,3				12
14						6,6	6,4	6,1	6,1	5,4				14
16							5,1	4,9	4,6	4,8	4,5			16
18								3,8	3,5	3,7	3,6			18
20								3	2,7	2,8	2,8			20
22									2,1	2,2	2,2			22
24										1,6	1,7			24
26											1,3			26
28											0,9			28
30														30
	I	0	56	84	84/0	84/0	84/0	84/56	84	84	100	0	56	I
	II	0	0	0	56/56	84/84	84/84	84/56	84	84	100	0	0	II
	III	0	0	0	0/28	0/28	28/56	56/75	75	88	100	0	0	III
	IV	0	0	0	0/28	0/28	28/56	56/75	75	88	100	0	0	IV
	% V	0	0	0	0/28	0/28	28/56	56/75	75	88	100	0	0	V %
funi n°	10	10	8	6	4	4	4	4	4	4	2	8	8	funi n°

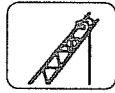
* Con attrezzatura speciale
With special attachment
Mit Spezialausrüstung
Avec équipement spécial

Din 15019.2

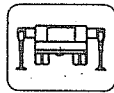
TABELLA DI PORTATA SOLLEVAMENTO JIB - 7 METRI (TON) FLY-JIB LIFTING CAPACITY CHART - 7 METERS (TONNES) HUBLASTTABELLE JIB - 7 METER (TONNEN) TABLE DES CAPACITÉS DE LEVAGE - FLÉCHETTE 7 MÈTRES (TONNES)



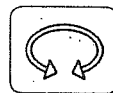
29,65m-33,15m



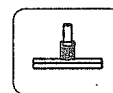
7,15 m



7,02m x 7,40m

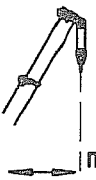


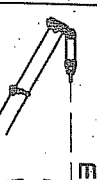
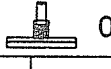
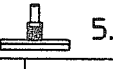

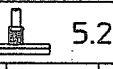




300°



0 t
5.2 t

DIN / ISO

 m	 29,65 m						 33,15 m						 m
	 0 t			 5.2 t			 0 t			 5.2 t			
	0°	20°	40°	0°	20°	40°	0°	20°	40°	0°	20°	40°	
7	6.5			6.5									7
8	6.2	4.2		6.2	4.2		4.5			4.5			8
9	5.8	4		5.8	4		4.2	3.5		4.2	3.5		9
10	5.5	3.8	3	5.5	3.8	3	3.9	3.2	2.7	3.9	3.2	2.7	10
12	5	3.5	2.9	5	3.5	2.9	3.4	2.9	2.5	3.4	2.9	2.5	12
14	4.5	3.2	2.8	4.5	3.2	2.8	3	2.7	2.4	3	2.7	2.4	14
16	4.1	3	2.7	4.1	3	2.7	2.7	2.5	2.3	2.7	2.5	2.3	16
18	3.2	2.8	2.6	3.7	2.8	2.6	2.4	2.3	2.2	2.4	2.3	2.2	18
20	2.4	2.6	2.5	3.4	2.6	2.5	2.1	2.2	2.1	2.2	2.2	2.1	20
22	1.8	2	2.1	3.1	2.4	2.4	1.6	1.8	1.9	2	2.1	2	22
24	1.3	1.5	1.6	2.7	2.3	2.2	1.2	1.4	1.5	1.8	2	1.9	24
26	0.9	1	1.1	2.1	2.2	2.1	0.8	1	1.1	1.7	1.9	1.8	26
28				1.7	1.7	1.8				1.5	1.7	1.6	28
30				1.4	1.4	1.4				1.3	1.4	1.4	30
32										0.9	1	1	32
34													34
36													36
38													38
 I II III IV % V	84						100						 I II III IV % V
	84						100						
	88						100						
	88						100						
	88						100						
furi n°	2						2						furi n°